

# FEKABOX 110

AUTOMATIC PUMPING STATION FOR 1 PUMP



## TECHNICAL DATA

### Operating range:

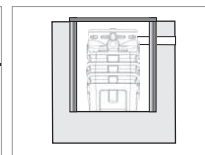

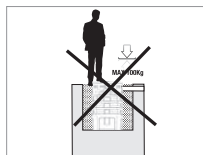
from 1 to 24 m<sup>3</sup>/h with a head of up to 9 mt.

**Liquid temperature range:** + 45° C

**Pumped liquid:** sewage and household waste.

**Installation:** Inside a building, laid on the floor.

Not suitable for vehicles and not walkable.



## APPLICATIONS

Pump station useful for the collection and transport in sewer of domestic waste water (sewage, rainwater and gray water), from basements or garages of one or more housing units, when the drainage system can not be achieved by gravity.

## CONSTRUCTIVE CHARACTERISTICS

**CAPACITY:** 110 lt

**MATERIAL:** LLDPE

### CONNECTIONS:

- Input DN 50/110
- Ventilation DN 50
- Output G2" orizzontale o verticale

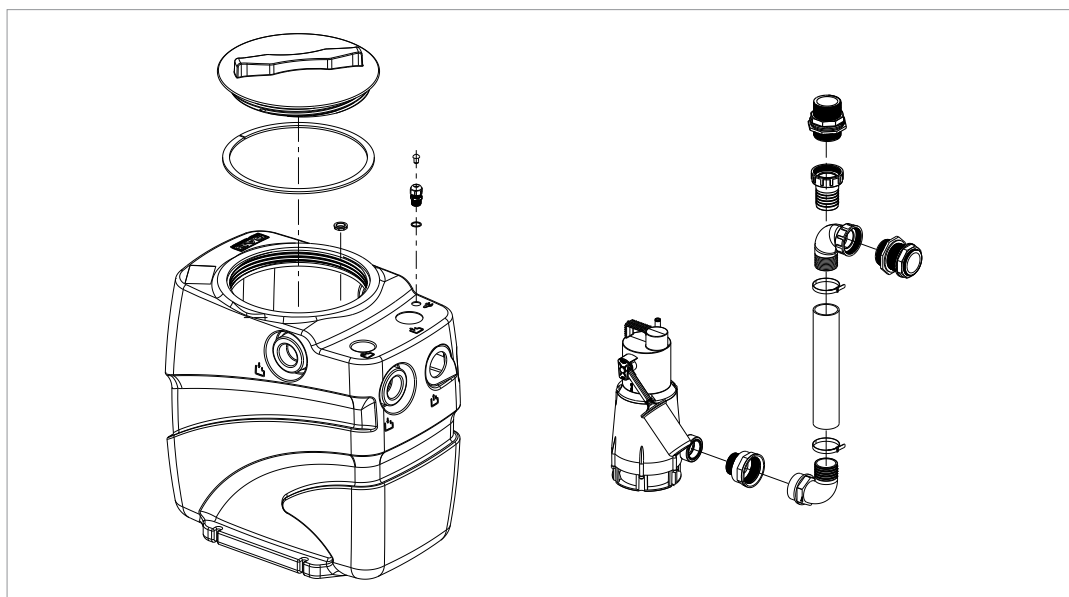
### COMPONENTS INCLUDED:

- Pump installation kit complete (see installation pumps image)
- Cable gland for single pump
- Connection 2" F x 1 x 1/4 M for FEKA 600

### COMPONENTS EXCLUDED:

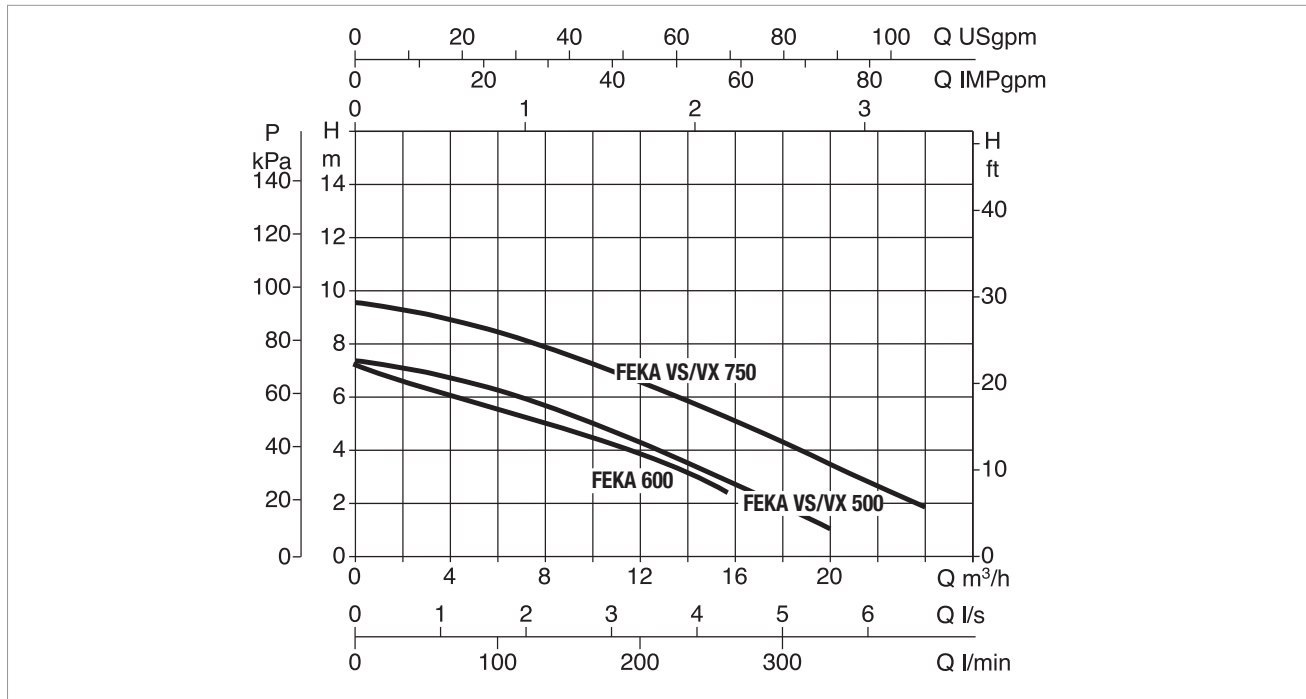
- Pump: to be selected according to the configuration possibilities

## PUMP INSTALLATION



# FEKABOX 110 - WASTE WATER COLLECTION AND LIFTING

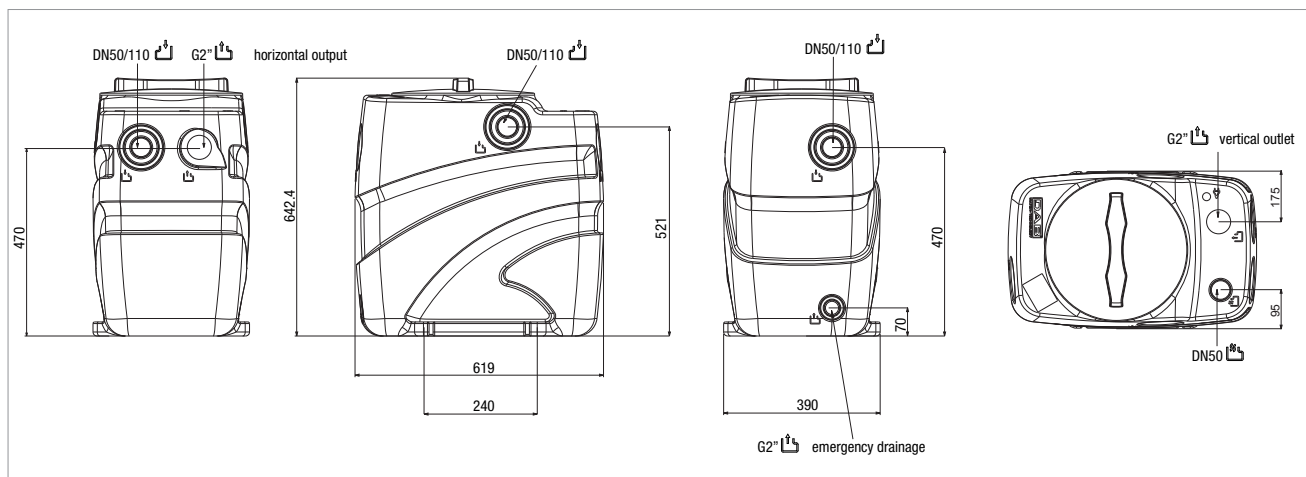
Liquid temperature range: +50 °C



Performance curves are based on kinematic viscosity values = 1 mm<sup>2</sup>/s and density of 1000 Kg/m<sup>3</sup>. Curve tolerance in accordance with ISO 9906.

## CONFIGURATION

PUMP MODEL	ELECTRICAL DATA				
	VOLTAGE 50 HZ	P1 MAX kW	P2 NOMINAL		In A
			kW	HP	
FEKA 600 M-A	1X220-240 V~	1	0,55	0,75	4,3
FEKA VS/VX 550 M-A	1X220 - 240 V~	0,9	0,55	0,75	4,2
FEKA VS/VX 750 M-A	1X220 - 240 V~	1,1	0,75	1	5,13



## DIMENSIONS AND WEIGHTS

PACKAGING DIMENSIONS			WEIGHT Kg
L/A	L/B	H	
650	400	665	10,3

### LEGEND:

- Connection of delivery pipe or emergency outlet
- Collection pipe inlet
- Outlet of power cables and float cables
- Connection of ventilation pipe
- Recyclable material