

ACCESSORIES

Floating Switches

Floating switches are used to automatically control a pump when filling or emptying a water tank/cistern.

They are simple to install and level control is easily achieved by setting the position of the adjustment weight along the float lead.

Available with 3 or 5 metre cable lengths.



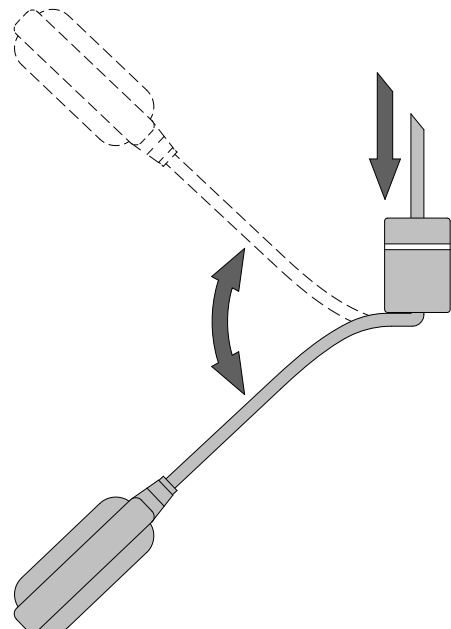
1 YEAR
WARRANTY

Features

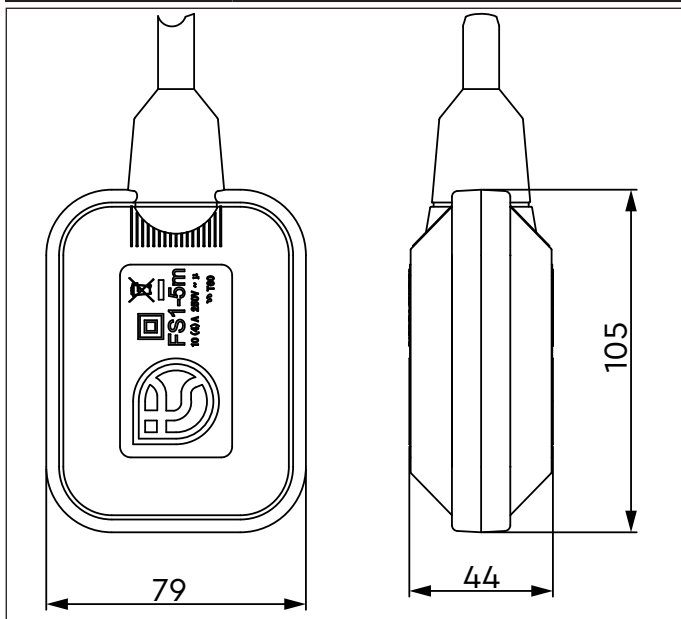
- 3 m and 5 m float cord options
- Switching current 16A (resistive), 4A (inductive)
- Fill/empty switching
- Float adjustment weight
- Reliable and easy to install
- IP68 protection
- 1 year warranty

Application

- Water level adjustments are easily achieved by setting the position of the adjustment weight during installation
- Floating switches can be used to control a pump for:
 - Tank filling (high level cut-out)
 - Tank emptying (low level cut-out)



Model		Floating Switch 19638	Floating Switch 19639
General	Warranty	1 year	
	Approvals	UKCA, CE	
Features	Switch type	Fill/Empty	Fill/Empty
Performance	Min / Max water temperature**	Min 4 °C / Max 60 °C	
Electrical	Switching voltage	110-250 V A.C.	
	Switching current (full load)	10 Amps (resistive), 4 Amps (inductive)	
	Cable (pre-wired)	3 metres	5 metres
Physical	Enclosure protection	IP68	
	Length	105 mm	
	Width	79 mm	
	Height (excluding hoses)	44 mm	
	Weight (including fittings)	0.68 Kg	0.88 Kg

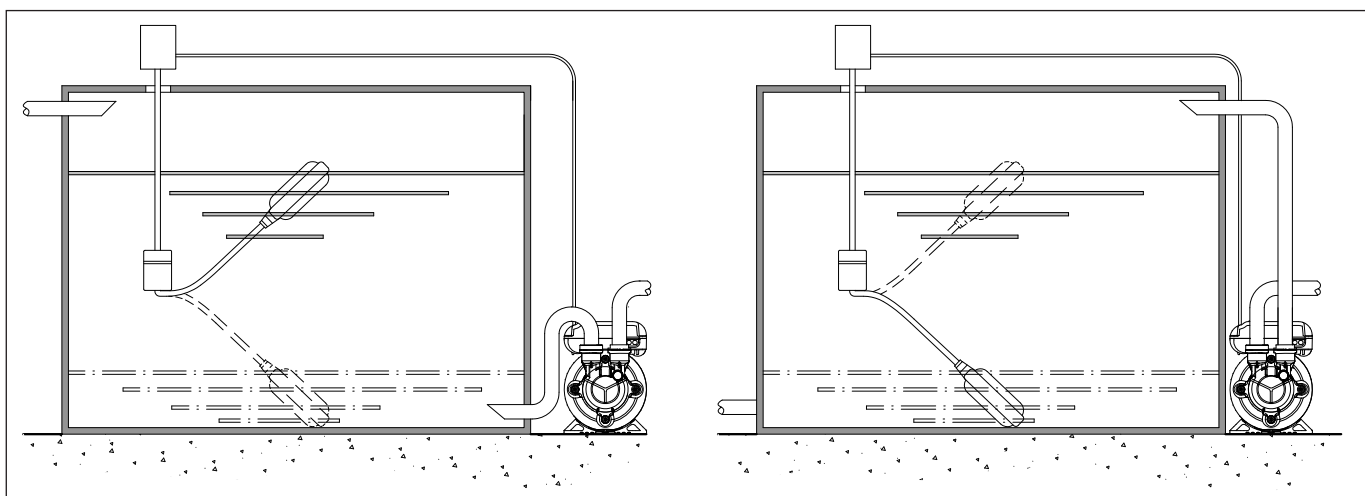


Note: For control of a pump with a full load in excess of 4 Amps, the Floating Switch must be wired through a connector relay.

All switches come complete with a height adjustable setting weight.

Operating Conditions

The diagram below shows a typical fill or empty installation for the Floating Switches.



Stuart Turner Limited reserves the right to amend specifications without notice.

Stuart Turner Ltd, Henley-on-Thames, Oxfordshire RG9 2AD Tel: +44 (0) 1491 572655 Fax: +44 (0) 1491 573704
 TechAssist Helpline +44 (0) 800 31 969 80
www.stuart-turner.co.uk

Pt. No. 19707 Issue 3019/3-01